

Format of holding of specified securities

1. Name of Listed Entity: THE PHOSPHATE COMPANY LTD. (CIN:L24231WB1949PLC017664)
2. Scrip Code 026031 Name of Scrip -, Class of Security Equity
3. Share Holding Pattern Filed under : Reg. 31(1)(a)/Reg. 31(1)(b)/Reg. 31(1)(c)
 - a. If under 31 (1)(b) then indicate the report for Quarter ending: 30/09/2019
 - b. If under 31(1)(c) then indicate date of allotment/extinguishment

4. Declaration : The Listed entity is required to submit the following declaration to the extent of submission of information:-

Particulars	Yes*	No*
1 Whether the Listed Entity has issued any partly paid up shares?		No
2 Whether the Listed Entity has issued any Convertible Securities or Warrants?		No
3 Whether the Listed Entity has any shares against which depository receipts are issued?		No
4 Whether the Listed Entity has any shares in Locked-in?	Yes	
5 Whether any shares held by promoters are pledge or otherwise encumbered?		No

* If the Listed Entity selects the option 'No' for the questions above, the column for the partly paid up shares, Outstanding Convertible Securities/Warrants, depository receipts, locked-in shares, No of shares pledged or otherwise encumbered by promoters, as applicable, shall not be displayed at the time of dissemination on the Stock Exchange website. Also wherever there is 'No' declared by Listed Entity in above table the values will be considered as 'Zero' by default on submission of the format of holding of specified securities.

5. The tabular format for disclosure of holding of specified securities is as follows:-



THE PHOSPHATE COMPANY LTD.
Table 1 - Summary Statement holding of specified securities as on 30/09/2019


Category (I)	Nos. of shareholder (II)	No. of fully paid up equity shares held (IV)	No. of Partly paid-up equity shares held (V)	No. of shares underlying Depository Receipts (VI)	Total nos. shares held (VII)=(IV)+(V)+(VI)	Shareholding as a % of total no. of shares (calculated as per SCRR, 1957) As a % of (A+B+C2)	Number of Voting Rights held in each class of securities (X)		No of shares underlying convertible securities (including Warrants) (X)	Shareholding as a % assuming full conversion of convertible securities (as a percentage of diluted share capital) (XI)=(VII)+(X) as a % of (A+B+C2)	Number of Locked in shares (XII)		Number of shares pledged or otherwise encumbered (XIII)		Number of equity shares held in dematerialized form (XIV)
							Class eg: x	Total			As a % of total shares held (b)	No. (a)	As a % of total shares held (b)	No. (a)	
(A) Promoter & Promoter Group	38	2485576	0	0	2485576	68.9006	2485576	0	68.9006	0	2485576	0	0	0.0000	2458676
(B) Public	1181	1121904	0	0	1121904	31.0894	1121904	0	31.0894	0	0	0	0	0.0000	949982
(C) Non Promoter - Non Public															
(C1) Shares underlying DRs						NA									
(C2) Shares held by Employee Trusts															
Total	1219	3607480	0	0	3607480	100.0000	3607480	0	100.0000	0	2485576	0	0	0.0000	3408658



THE PHOSPHATE COMPANY LTD.

Table II - Statement Showing shareholding pattern of the Promoter and Promoter Group as on 30/09/2019

Category & Name of the Shareholders (I)	PAN (II)	Nos. of shareholders (III)	No. of fully paid up equity shares held (IV)	Partly paid-up equity shares held (V)	Nos. of shares underlying Depository Receipts (VI)	Total nos. shares held (VII)=(IV)+(V)+(VI)	Shareholding % calculated as per SCRR, 1957 As a % of (A+B+C2) (VIII)	Number of Voting Rights held in each class of securities (IX)			Shareholding as a % assuming full conversion of convertible securities (as a percentage of diluted share capital) (XI)=(VII)+(X) As a % of (A+B+C2)	Number of Locked In shares (XII)	Number of shares pledged or otherwise encumbered (XIII)	As a % of total shares held (b)	Number of equity shares held in dematerialized form (XIV)
								No. of Voting Rights		Total Rights					
								Class x	Class y						
(1) Individuals/Hindu undivided Family		29	1326566	0	0	1326566	36.7727	0	1326566	36.7727	0	0	0	0.0000	1299666
SHRIVATS KHAITAN	BJPK2351N	1	231000	0	0	231000	6.4034	0	231000	6.4034	0	0	0	0.0000	231000
NIKATE KHAITAN (HUF)	AAAHN2420E	1	164740	0	0	164740	4.5666	0	164740	4.5666	0	0	0	0.0000	164740
C-HANDRAKALA KHAITAN	AFZPK1069F	1	148280	0	0	148280	4.1103	0	148280	4.1103	0	0	0	0.0000	148280
NIKATE KHAITAN	AGBPK0779K	1	105600	0	0	105600	2.9273	0	105600	2.9273	0	0	0	0.0000	105600
BINOD KUMAR KHAITAN	AFZPK1039B	1	82400	0	0	82400	2.2841	0	82400	2.2841	0	0	0	0.0000	82400
MINDAN GOPAL BANGUR	ADUPB3998D	1	79500	0	0	79500	2.2038	0	79500	2.2038	0	0	0	0.0000	79500
BINA BANGUR	AFCPB4135K	1	70900	0	0	70900	1.9654	0	70900	1.9654	0	0	0	0.0000	70900
SAKATE KHAITAN	AFWPK0695J	1	64760	0	0	64760	1.7952	0	64760	1.7952	0	0	0	0.0000	64760
SURESH KUMAR BANGUR	ADFPB4376R	1	60860	0	0	60860	1.6871	0	60860	1.6871	0	0	0	0.0000	60860
RAJENDRA KUMAR BANGUR	ADYPB8140P	1	56900	0	0	56900	1.5773	0	56900	1.5773	0	0	0	0.0000	56900
GITA BANGUR	AFUPB7390B	1	46200	0	0	46200	1.2807	0	46200	1.2807	0	0	0	0.0000	46200
SURESH KUMAR BANGUR	AAAT55223Q	1	43000	0	0	43000	1.1920	0	43000	1.1920	0	0	0	0.0000	43000
VIJAY KUMAR BANGUR	AHAPB4826A	1	29400	0	0	29400	0.8150	0	29400	0.8150	0	0	0	0.0000	29400
PRADYUMNA BANGUR	AGGPB3913R	1	26580	0	0	26580	0.7368	0	26580	0.7368	0	0	0	0.0000	26580
SUDARSHAN BANGUR	AHAPB4825D	1	26300	0	0	26300	0.7290	0	26300	0.7290	0	0	0	0.0000	26300
ANIRUDH BANGUR	ADTPB6402D	1	15100	0	0	15100	0.4186	0	15100	0.4186	0	0	0	0.0000	15100
UJJA KIRAN BANGUR	AFFPB3241R	1	13380	0	0	13380	0.3709	0	13380	0.3709	0	0	0	0.0000	13380
AJAY BANGUR	ADRPB5699N	1	7800	0	0	7800	0.2162	0	7800	0.2162	0	0	0	0.0000	7800
SHREE PRAKASH BANGUR	AEDPB5261K	1	5400	0	0	5400	0.1497	0	5400	0.1497	0	0	0	0.0000	5400
BIMALA DEVI	AEDPB6164P	1	5400	0	0	5400	0.1497	0	5400	0.1497	0	0	0	0.0000	5400
MILAN BANGUR	AEEP5523R	1	4000	0	0	4000	0.1109	0	4000	0.1109	0	0	0	0.0000	4000
RAMESH KUMAR BANGUR	AAFHR3370F	1	4000	0	0	4000	0.1109	0	4000	0.1109	0	0	0	0.0000	4000
LUXMI DEVI	AEJPD3522R	1	2000	0	0	2000	0.0554	0	2000	0.0554	0	0	0	0.0000	2000
SURESH KUMAR BANGUR	AAGHS4671B	1	840	0	0	840	0.0233	0	840	0.0233	0	0	0	0.0000	840
SUSHMA BANGUR	AFCPB1040D	1	520	0	0	520	0.0144	0	520	0.0144	0	0	0	0.0000	520
VEENA BANGUR	AFOPB8108M	1	300	0	0	300	0.0083	0	300	0.0083	0	0	0	0.0000	300
MURLI DHAR KHAITAN	AGFPK2435A	1	200	0	0	200	0.0055	0	200	0.0055	0	0	0	0.0000	200
HEMANT BANGUR	ADEPB7059D	1	200	0	0	200	0.0055	0	200	0.0055	0	0	0	0.0000	200
Central Government/State Government(s)															
(b) Financial Institutions/Banks															
(c) Any Other (specify)															
(d) Bodies Corporate		9	1159010	0	0	1159010	32.1280	0	1159010	32.1280	0	0	0	0.0000	1159010
MADHAV TRADING CORPORATION LIMITED	AACCM754N	1	374880	0	0	374880	10.3917	0	374880	10.3917	0	0	0	0.0000	374880
CREDWYN HOLDINGS INDIA GLOSTER LIMITED	AABCC0552H	1	175000	0	0	175000	4.8510	0	175000	4.8510	0	0	0	0.0000	175000
JOONKOTLEE TEA AND INDUSTRIES LTD.	AABCK4197J	1	170000	0	0	170000	4.7124	0	170000	4.7124	0	0	0	0.0000	170000
RAJ PACKWELL LIMITED	AAACJ6577G	1	138680	0	0	138680	3.8442	0	138680	3.8442	0	0	0	0.0000	138680
AAWI TRADECOM PRIVATE LIMITED	AABCR4667R	1	100000	0	0	100000	2.7720	0	100000	2.7720	0	0	0	0.0000	100000
VIND POWER VINIMAY PVT. LTD.	AAHCA3767A	1	100000	0	0	100000	2.7720	0	100000	2.7720	0	0	0	0.0000	100000
THE ORIENTAL COMPANY LIMITED	AAACW2479A	1	87840	0	0	87840	2.4349	0	87840	2.4349	0	0	0	0.0000	87840
	AABCT5144N	1	9610	0	0	9610	0.2664	0	9610	0.2664	0	0	0	0.0000	9610



THE PHOSPHATE COMPANY LTD.																		
Table II - Statement Showing shareholding pattern of the Promoter and Promoter Group as on 30/09/2019																		
Category & Name of the Shareholders (I)	PAN (II)	Nos. of sharehold-ers (III)	No. of fully paid up equity shares held (IV)	Partly paid-up equity shares held (V)	Nos. of shares underlying Depository Receipts (VI)	Total nos. shares held (VII)=(IV)+(V)+(VI)	Sharehold-ing % as per SCRR, 1957) As a % of (A+B+C2) (VIII)	Number of Voting Rights held in each class of securities (IX)			Sharehold-ing as a % assuming full conversion of convertible securities (as a percentage of diluted share capital) (XI)=(VI)+(X) As a % of (A+B+C2)	Number of Looked in shares (XII)		Number of shares pledged or otherwise encumbered (XIII)	Number of equity shares held in dematerialized form (XIV)			
								Class	x	Class y		Total	No. (a)			As a % of total shares held (b)	No. (a)	As a % of total shares held (b)
BANGLUR TRAFIN PVT. LTD.	AABC80789R	38	2485576	0	0	2485576	68.9006	2485576	0	2485576	68.9006	0	0.0000	2485576	0	0.0000	2485576	
Sub Total																		
(2) Foreign Individuals (Non-Resident Individuals/Foreign Individuals)																		
(a) Government																		
(b) Institutions																		
(c) Foreign Portfolio Investor																		
(d) Any Other (specify)																		
Sub Total																		
Total Shareholding of Promoter and Promoter Group (A)=(1)+(A)(2)		38	2485576	0	0	2485576	68.9006	2485576	0	2485576	68.9006	0	0.0000	2485576	0	0.0000	2485576	



THE PHOSPHATE COMPANY LTD.

Table III - Statement showing shareholding pattern of the Public shareholder as on 30/09/2019


Category & Name of the Shareholders (I)	PAN (II)	Nos. of shareholders (III)	No. of fully paid up equity shares held (IV)	Partly paid-up equity shares held (V)	Nos. of shares underlying Depository Receipts (VI)	Total nos. shares held (VII)=(IV)+(V)+(VI)	Shareholding % as per SCRR, 1957) As a % of (A+B+C2) (VIII)	Number of Voting Rights held in each class of securities (X)			Shareholding as a % assuming conversion of convertible securities (as a percentage of diluted share capital) (XI)=(VII)+(X) As a % of A+B+C2)	Number of Locked in shares (XII)		Number of shares pledged or otherwise encumbered (XIII)	Number of equity shares held in dematerialized form (XIV)		
								Class x	Class y	Total		No. (a)	As a % of total shares held (b)			No. (Not applicable) (a)	As a % of total shares held (b)
(1) Institutions																	
(a) Mutual Funds / UTI																	
(b) Venture Capital Funds																	
(c) Alternate Investment Funds																	
(d) Foreign Venture Capital Investors																	
(e) Foreign Portfolio Investors																	
(f) Financial Institutions / Banks		9	337780	0	0	337780	9.3633	337780	0	337780	9.3633	0	0.0000	NA	334670		
LIFE INSURANCE CORPORATION OF INDIA	AAACL0582H	1	189240	0	0	189240	5.2458	189240	0	189240	5.2458	0	0.0000	NA	189240		
THE NEW INDIA ASSURANCE COMPANY LIMITED	AAACN4165C	1	82720	0	0	82720	2.2930	82720	0	82720	2.2930	0	0.0000	NA	82720		
NATIONAL INSURANCE COMPANY LTD	AAACN8967E	1	61520	0	0	61520	1.7053	61520	0	61520	1.7053	0	0.0000	NA	61520		
(g) Insurance Companies																	
(h) Provident Funds / Pension Funds																	
(i) Any Other (specify)																	
Sub Total		9	337780	0	0	337780	9.3633	337780	0	337780	9.3633	0	0.0000	NA	334670		
Central Government / State Government(s) / President of India		1	240	0	0	240	0.0067	240	0	240	0.0067	0	0.0000	NA	0		
(2) Non-Institutions																	
(a) Individuals-																	
i. Individual shareholders holding nominal share capital upto Rs.2 lakhs		1128	327736	0	0	327736	9.0849	327736	0	327736	9.0849	0	0.0000	NA	167914		
ii. Individual shareholders holding nominal share capital in excess of Rs.2 lakhs		4	285220	0	0	285220	7.9064	285220	0	285220	7.9064	0	0.0000	NA	285220		
Ramesh Chandra Tapuriah	ABKPT4204C	2	110000	0	0	110000	3.0492	110000	0	110000	3.0492	0	0.0000	NA	110000		
SHRI SUDERSHAN PRASAD BAGARIA	ADFFB4376A	1	100000	0	0	100000	2.7720	100000	0	100000	2.7720	0	0.0000	NA	100000		
SHRISH TAPURIAH	ABVPT1206F	1	50000	0	0	50000	1.3860	50000	0	50000	1.3860	0	0.0000	NA	50000		
(b) NBFCs registered with RBI		1	20000	0	0	20000	0.5544	20000	0	20000	0.5544	0	0.0000	NA	20000		



THE PHOSPHATE COMPANY LTD.

Table III - Statement Showing shareholding pattern of the Public shareholder as on 30/09/2019

Category & Name of the Shareholders (I)	PAN (II)	Nos. of shareholders (III)	No. of fully paid up equity shares held (IV)	Partly paid-up equity shares held (V)	Nos. of shares underlying Depository Receipts (VI)	Total nos. shares held (VII)=(IV)+(V)+(VI)	Shareholding % as per SCRR, 1957. As a % of (A+B+C2) (VIII)	Number of Voting Rights held in each class of securities (X)			Shareholding as a % assuming conversion of convertible securities (as a percentage of diluted share capital) (XI)=(VII)+(X) As a % of (A+B+C2)	Number of Locked in shares (XII)		Number of shares pledged or otherwise encumbered (XIII)		Number of equity shares held in dematerialized form (XIV)
								Class x	Class y	Total		No. (a)	As a % of total shares held (b)	No. (Not applicable)	As a % of total held (Not applicable)	
(c) Employee Trusts																
(d) Overseas Depositories (holding DRs) (balancing figure)																
(e) Any Other (specify)																
Bodies Corporate		27	147861	0	0	147861	4.0987	147861	0	147861	4.0987	0	0.0000	NA	139671	
S R TIE UP PRIVATE LIMITED	AAMCS8164N	1	45000	0	0	45000	1.2474	45000	0	45000	1.2474	0	0.0000	NA	45000	
Non Resident Individual		11	3067	0	0	3067	0.0850	3067	0	3067	0.0850	0	0.0000	NA	2507	
Sub Total		1171	783884	0	0	783884	21.7294	783884	0	783884	21.7294	0	0.0000	NA	615312	
Total Public Shareholding (B)=(1)+(2)+(3)		1181	1121904	0	0	1121904	31.0994	1121904	0	1121904	31.0994	0	0.0000	NA	94982	




THE PHOSPHATE COMPANY LTD.

Table iv - Statement Showing shareholding pattern of the Non Promoter - Non Public shareholder as on 30/09/2019

Category & Name of the Shareholders (I)	PAN (II)	No of shareholders (III)	No. of fully paid up equity shares held (IV)	Partly paid-up equity shares held (V)	Nos. of underlying Depository Receipts (VI)	Total nos. shares held (VII)=(IV)+(V)+(VI)	Shareholding % as per SCRR, 1957 As a % of (A+B+C2) (VIII)	Number of Voting Rights held in each class of securities (X)		Total Shareholding as a % assuming full conversion of convertible securities (as a percentage of diluted share capital) (XI)=(VII)+(X) As a % of (A+B+C2)	Number of Locked in shares (XII)	Number of shares pledged or otherwise encumbered (XIII)	Number of equity shares held in dematerialized form (XIV)
								Class x	Class y Total				
(1) Custodian / DR Holder													
Employee Benefit Trust (under SEBI (Share based Employee Benefit) Regulations, 2014)													
(2) Total Non Promoter - Non Public Shareholding (C)=(I)+(C)(2)		0	0	0	0	0	0.0000	0	0	0.0000	0	0.0000	0



THE PHOSPHATE COMPANY LTD.				
Distribution Schedule as on 30/09/2019				
Share Holding	No of Holders	% age	No of Shares	% age
Upto 50	366	30.0246	4631	0.1284
51 to 100	148	12.1411	13710	0.3800
101 to 150	43	3.5275	5458	0.1513
151 to 250	292	23.9541	59628	1.6529
251 to 500	168	13.7818	64433	1.7861
501 to 5000	158	12.9614	196674	5.4518
Above 5000	44	3.6095	3262946	90.4495
Grand Total	1219	100.0000	3607480	100.0000
Distribution Schedule as on 30/09/2019				
Share Holding	No of Holders	% age	No of Shares	% age
Upto 500	1017	83.4290	147860	4.0987
501 to 1000	90	7.3831	64816	1.7967
1001 to 2000	49	4.0197	70500	1.9543
2001 to 3000	9	0.7383	23816	0.6602
3001 to 4000	9	0.7383	32586	0.9033
4001 to 5000	1	0.0820	4956	0.1374
5001 to 10000	7	0.5742	52330	1.4506
Above 10000	37	3.0353	3210616	88.9989
Grand Total	1219	100.0000	3607480	100.0000
Distribution Schedule as on 30/09/2019				
Notional Value of (Rs.)	No of Holders	% age	Amount (Rs.)	% age
Upto 5000	1017	83.4290	1478600	4.0987
5001 to 10000	90	7.3831	648160	1.7967
10001 to 20000	49	4.0197	705000	1.9543
20001 to 30000	9	0.7383	238160	0.6602
30001 to 40000	9	0.7383	325860	0.9033
40001 to 50000	1	0.0820	49560	0.1374
50001 to 100000	7	0.5742	523300	1.4506
Above 100000	37	3.0353	32106160	88.9989
Grand Total	1219	100.0000	36074800	100.0000



THE PHOSPHATE COMPANY LTD.				
Shareholding Summary as on 30/09/2019				
Form	As per Folio/Client Id		As per PAN	
	No of Records	No of Shares	No of Records	No of Shares
PHYSICAL	520	198822	520	198822
NSDL	494	2905505	480	2905505
CDSL	239	503153	235	503153
TOTAL	1253	3607480	1235	3607480

